

M/Y Rendezvous

The "Key West" Cruise
March 26th – March 30th, 2010



Friday March 26th 2010

Chris, Marcee & Lindsey arrive:

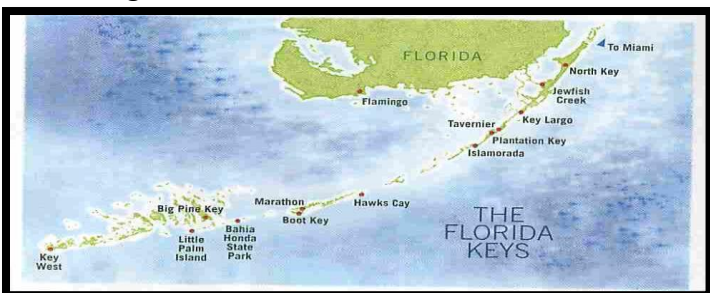
American Airlines flight #804 DEN – DFW

Dep: 1:10pm Arr: 4:00pm

American Airlines flight #1398 DFW – MIA

Dep: 5:00pm Arr: 8:40pm Record (LNGVCU)

1. Schedule delivery of groceries to the boat with Wynn Dixie and Rickenbacker Concierge during the day of the 26th.
Wynn Dixie
604 CRANDON BLVD.
KEY BISCAVNE, FL 33149
Phone Number: 305-361-8261
2. Taxi to the Boat from airport
3. Meet at the Boat at 9:30pm
Rickenbacker Marina
3303 Rickenbacker Causeway – Dock "D"
Key Biscayne, FL 33149 305- 361-1900 Jay
4. Move things onto boat from "dock box"
5. Night at Rickenbacker Marina – at the dock.



Saturday March 27th, 2010

Rickenbacker Marina to Hawk's Cay Resort (about 5.5 hours cruising)

Breakfast on the boat

9:00am – Depart for Hawk's Cay Resort

Cruise through Biscayne Bay to the ICW and to the Florida Keys (about a 3 hour cruise to lunch).



Lunch (and swim) at Plantation Key - 1pm (ish)

Marker 88 Restaurant – by dinghy (very fun!)

88000 Overseas Highway

Islamorada, FL 33036 (305) 852-9315

www.marker88.info



After lunch, cruise south (about 2 hours) through Snake Creek and out to Hawk's Channel (the Atlantic) and then southwest to Duck Key for the night (should arrive by about 5pm).


Night at Hawk's Cay Resort and Marina
61 Hawks Cay Boulevard
Duck Key, FL 33050 1-305-743-7000
www.hawkscay.com

Little Palm Island Resort and Spa
28500 Overseas Highway
Little Torch Key, FL 33042
305-872-2524
www.littlepalmisland.com

Cocktails on the boat at Hawk's Cay Resort




Dinner - Tom's Harbor House – Great fresh fish




Sunday March 28th, 2010

Hawk's Cay Resort to Little Palm Island (about 2 hours cruising)



Breakfast on the boat

10am- Depart for Little Palm Island
Cruise west on the outside (Hawk's Channel) past
Marathon and Bahia Honda State Park (great
beaches)_



and on to Little Palm Island. This is an amazing
place! Check out the website. Plan to arrive at
Little Palm for lunch at about noon.

Dinghy in for lunch – Need to call for reservations

After lunch hang out at the resort or enjoy soaking
up a few rays on the boat. At about 4pm, head off
the dock for an anchorage across the channel for
the night.

Cocktails and dinner on the boat.

Monday, March 29th, 2010

Little Palm Island to Key West (about 2 hours)

Breakfast on the boat

Ann & Greg:

Option #1

*Depart Little Palm with us on the boat by 10am and
head for Key West. Arrive by noon.*

*I'd suggest taking a commuter flight from Key West to
Miami. That way you can enjoy a more leisurely*

morning and depart about 2pm and catch your 5pm flight to Denver. Remember, this is a vacation. ☺
American Eagle Airlines - EYW to MIA.
Flight #4934 Dep. 2:16pm Arr. 3:10pm (\$158.00)

Option #2

If you'd rather rent a car, I'd suggest we stay at Little Palm Monday morning and we'll drop you off at Little Torch Island (the entrance to Little Palm Island) where you can grab a cab to the Marathon Airport (about 25 min). There you can rent a car that you can drop off at the Miami Airport. Figure on about a 3 hour drive, so if we drop you off by 11am you should be fine.

Rendezvous then continues on to Key West and arrives by about 1pm and fuels up for the return trip.

Night at The Galleon Resort and Marina

619 Front Street
Key West, FL 33040-6620
(305) 292-1292
www.galleonresort.com



Cocktails on the boat

Dinner at A&B Lobster House at 7pm (right next door)

700 Front Street
Key West, FL 33040-6675
(305) 294-5880
www.aandblobsterhouse.com

Tuesday March 30th, 2010

Daily Travel time – None

Breakfast on the boat – Enjoy a lazy morning.
Then...

1. Take on provisions in Key West (see list)
Wynn- Dixie
2760 Roosevelt Blvd
KEY WEST, FL
Phone Number: 305-
2. Clean boat and replace linens

3. Take on fuel at A&B Marina and pump waste
4. 7:00pm ish Wright's take taxi to the boat.

The End...for now!



What to bring....

Remember, less is more!

Welcome Aboard! We have compiled the following list of clothing and other personal gear which, based on our experience, will help make your cruising experience more enjoyable.

1. Soft luggage that will stow easily on board.
2. We have suntan lotion onboard. But, if you have something special you like, bring it.
3. Hat or visor – we recommend one that fits securely
4. A long sleeve, light shirt for protection against the sun.
5. Sunglasses (at least one pair, but preferably two) with a “keeper string” or headband.
6. Each stateroom has a blow dryer
7. A few great books or magazines.
8. Photo equipment with plenty of film or disk storage space. Bring a case to protect your gear when not in use. We do have 110v onboard, so you can re-charge your batteries. An underwater camera can be very fun if you plan to snorkel.
9. Shirts, shorts and, of course, bathing suits (swim suit cover-up for ladies).
10. A light rain coat or windbreaker.
11. Long sleeved, heavy shirt, sweater or sweatshirt and a pair of your favorite jeans or sweat suits are nice for cool weather cruising and evenings.
12. A pair of casual dress slacks or dress shorts for men and a casual dress for women if dockside dining is in your plans.
13. We don't wear shoes on the boat but you may want to have some thick socks for hanging out on cool evenings. Bring casual dress shoes or sandals for dining out, and a pair of tennis shoes for work-

outs or a walk on the island (if you're so inclined).

14. A couple pairs of dry socks.
15. Toiletries – a “shower bag” is great for taking to marina facilities.
16. Any prescription medications, special dietary foods or drinks, or other medical supplies. Motion sickness is usually not an issue based on the planned cruising grounds. There is an extensive first aid kit onboard.
17. Personal CD's, DVD's, or iPods or other MP3 players to play on the ship's sound system.
18. Personal snorkel equipment. We have generic masks and snorkels on board.
19. We recommend not bringing expensive jewelry onboard.

Enjoy your cruise!

