

# The Upper Keys Cruise


Aboard M/Y **Rendezvous**

**Three Nights Four Days**



## 1<sup>st</sup> Day

1. If you come from “out of the area”, you may want to consider staying the night before your cruise at a local hotel. This way you can maximize your first day on the water.
2. Meet at the boat at 9:00am:  
Rickenbacker Marina  
3303 Rickenbacker Causeway – Dock “D”  
Key Biscayne, FL 33149 305-361-1900 Jay
3. Welcome aboard. We’ll take about an hour to go thru some general information and get more familiar with Rendezvous before departing for the cruise.



On the water by 10:00am, we’ll cruise to Blackwater Sound for lunch and a swim. On the way we’ll look for Dolphins as we go through Barnes sound. Get your camera ready!! (About 2 ½ hours cruise to lunch)

After lunch, cruise to Plantation Key for dinner and anchorage for the night. (About 1 ½ hours cruise)

Dinner at:

Marker 88 Restaurant – by dinghy (very fun!)  
88000 Overseas Highway  
Islamorada, FL 33036 (305) 852-9315

[www.marker88.info](http://www.marker88.info)

## 2<sup>nd</sup> Day

**Marker 88 Restaurant to Angelfish Creek (about 3 hours cruising)**

Breakfast on the boat

9:00am – Depart for John Pennekamp Coral Reef State Park for exceptional snorkeling and swimming.

Cruise through Snake Creek to Hen and Chickens reef, spend the day snorkeling, diving or sun bathing. We will explore a hand full of reefs and have lunch on board (about a 2 hour cruise to lunch).

After lunch, cruise north (about 1 hour) through Hawk Channel to Angelfish Creek (the Atlantic) and anchor for the night (plan to arrive by about 5pm).

Cocktails and dinner on the boat at Angelfish Creek



## 3<sup>rd</sup> Day

**Angelfish Creek to No Name Harbor (about 2 hours cruising)**

Breakfast on the boat

10am- Depart for No Name Harbor

Cruise north on the outside (Hawk’s Channel) past Elliott Key and Sands Key.



Dinghy into the beach for some sun bathing before lunch, we will spend more time snorkeling and spend the afternoon doing some water sports.

Arrive to anchorage by about 4:30.

“No Name Harbor”  
Bill Bragg State Park  
Key Biscayne, FL


## Photo Gallery



Dinner at Boaters Grill at Bill Brag State Park. We'll dingy in from anchor. Dress is very casual.

### 4<sup>th</sup> day

*No Name Harbor to Rickenbacker Marina (about 45 minutes cruising)*

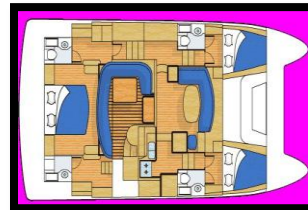


Breakfast on the boat

10am - Depart No Name Harbor to Rickenbacker Marina

11am – Depart Rendezvous... Taxi from the Boat to the airport or to the hotel if guests are staying in Miami longer. Thanks for spending a little time with us in the Florida Keys.

*The End...for now!*



# What to bring....

## Remember, less is more!

Welcome Aboard! We have compiled the following list of clothing and other personal gear which, based on our experience, will help make your cruising experience more enjoyable.

1. Soft luggage that will stow easily on board.
2. We have suntan lotion onboard. But, if you have something special you like, bring it.
3. Hat or visor – we recommend one that fits securely
4. A long sleeve, light shirt for protection against the sun.
5. Sunglasses (at least one pair, but preferably two) with a “keeper string” or headband.
6. Each stateroom has a blow dryer
7. A few great books or magazines.
8. Photo equipment with plenty of film or disk storage space. Bring a case to protect your gear when not in use. We do have 110v onboard, so you can re-charge your batteries. An underwater camera can be very fun if you plan to snorkel.
9. Shirts, shorts and, of course, bathing suits (swim suit cover-up for ladies).
10. A light rain coat or windbreaker.
11. Long sleeved, heavy shirt, sweater or sweatshirt and a pair of your favorite jeans or sweat suits are nice for cool weather cruising and evenings.
12. A pair of casual dress slacks or dress shorts for men and a casual dress for women if dockside dining is in your plans.
13. We don't wear shoes on the boat but you may want to have some thick socks for hanging out on cool evenings. Bring casual dress shoes or sandals for dining out, and a pair of tennis shoes for work-

outs or a walk on the island (if you're so inclined).

14. A couple pairs of dry socks.
15. Toiletries – a “shower bag” is great for taking to marina facilities.
16. Any prescription medications, special dietary foods or drinks, or other medical supplies. Motion sickness is usually not an issue based on the planned cruising grounds. There is an extensive first aid kit onboard.
17. Personal CD's, DVD's, or iPods or other MP3 players to play on the ship's sound system.
18. Personal snorkel equipment. We have generic masks and snorkels on board.
19. We recommend not bringing expensive jewelry onboard.

Enjoy your cruise!

